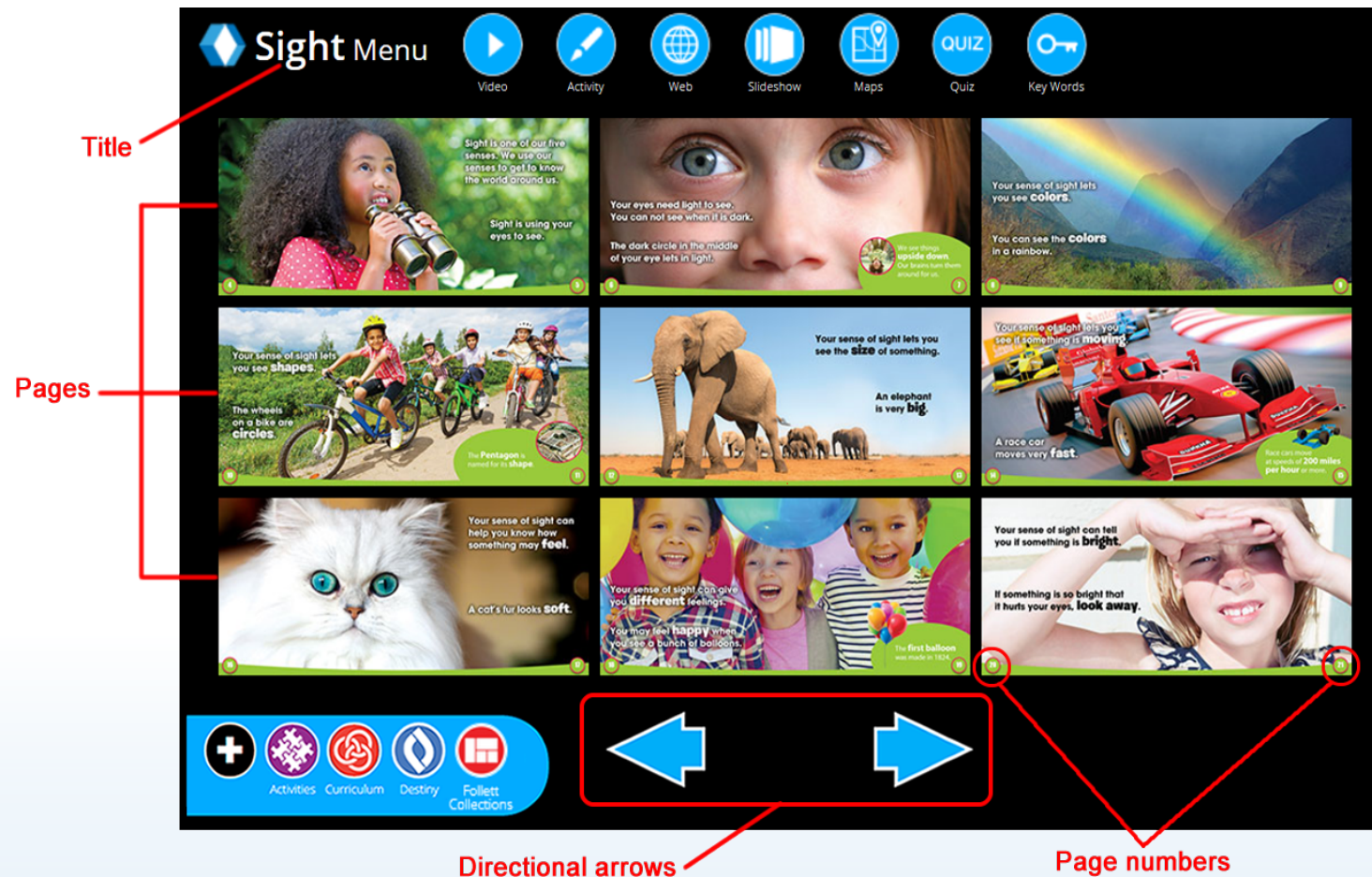


## Navigate Lightbox Grades PreK–2

Lightbox™ brings subjects to life for students – with audio, video, quizzes and more. And it gives teachers extra resources like curriculum standards, student activity sheets and answer keys.









This is what you see when you open Lightbox. Let's take an in-depth look at the *Sight* title.








## Navigating the Menus

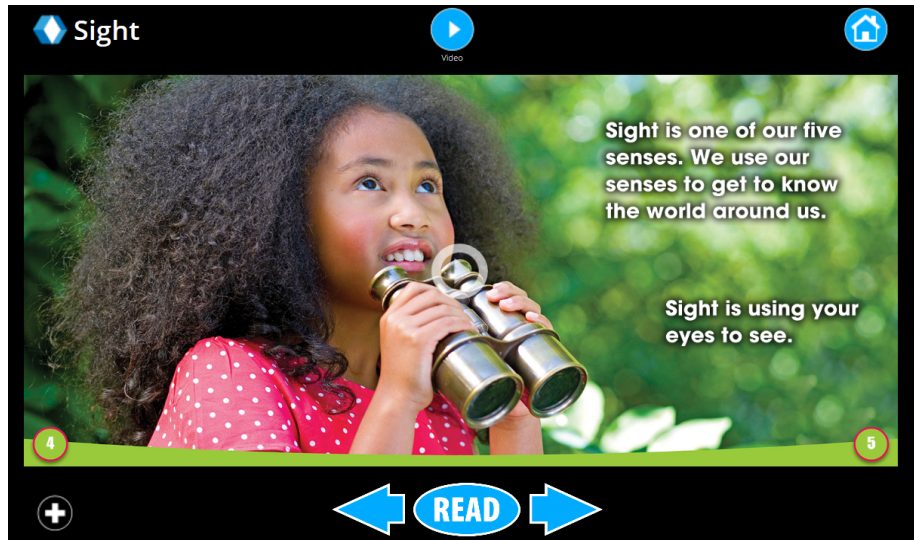
Use the icons at the top of the Lightbox Menu to quickly access standard features and supplementary resources.

Hovering over or clicking an icon, such as Video, brightens the pages containing that feature. Pages that don't have any video fade out. Click the page you want to go to that has the feature you want to see.

Click this...	If you want to...
 Video	Watch videos.
 Activity	Complete student activity worksheets.
 Web	Visit student-safe, age-appropriate websites.
 Slideshow	Watch a slideshow.
 Maps	Travel virtually using Google Maps™.
 Quiz	Take a key words quiz.
 Key Words	Take a quiz on the topic.
	Turn the pages of Lightbox forward or back.

Click this...	If you want to...
 Activities	Open a packet containing all student activity worksheets and answer keys from this Lightbox title.
 Curriculum	Find standards that this Lightbox title supports.
 Facts	Get expanded content or an additional activity for students (only for certain series).
 Destiny	Find more materials in your library on this subject. <b>Note:</b> For Destiny® users only.
 Follett Collections	Get more resources on this subject in Collections by Destiny® (only for certain series).










## Navigating a Lightbox Title



Click this...	If you want to...
	Listen to the book read aloud.
 Video or 	Watch a video.
	Return to the Menu.
	Open a toolbar to see links to activity packs, standards, facts and Destiny (if available).
	Turn the pages.

## Navigating Lightbox Videos




Click this...	If you want to...
	Close a pop-up window.
	Expand a video window.
	Minimize a video window.
	Play a video.
	Pause a video.
	Mute a video.
	Unmute a video.
	Download a video.
	Change a video's volume.



## Using Google Maps



1. On the Lightbox Menu page, click . Pages containing Google Maps appear.
2. Click a page that you want to look at.
3. Click an object on the page that flashes when you hover over it.

Some Google Map links take you directly to the location described in the book. Others require additional navigating and exploring.



Hover object

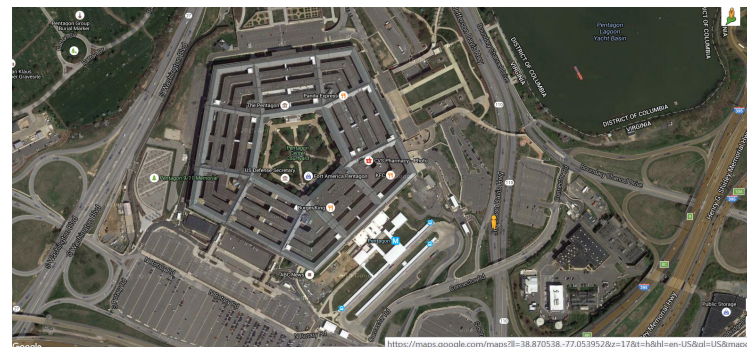
Street View 

See a location as if you were there, standing on the ground:



Map, Explore 

Gives a realistic, photographic image of the area from up in the sky:



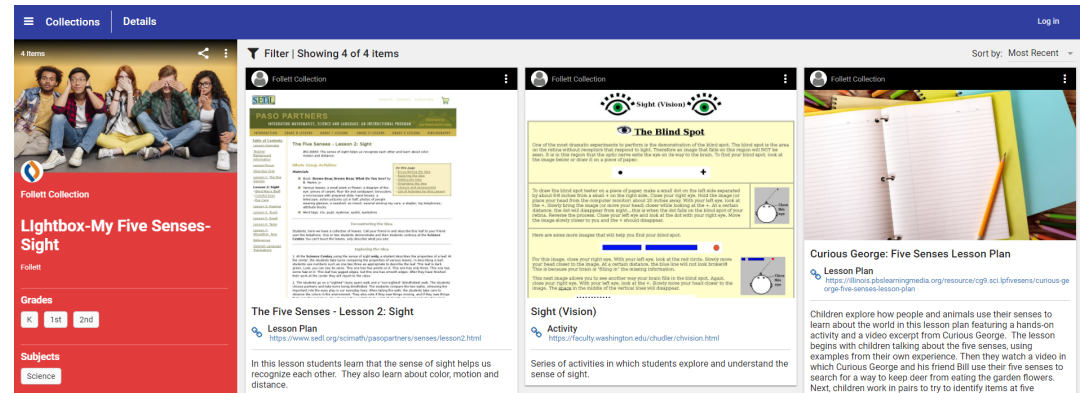
For more information on using Google Maps, see [support.google.com/maps](https://support.google.com/maps).

## Using Follett Collections

Certain Lightbox series contain links to supplemental resources through Collections by Destiny. (Look for the icon on the Lightbox Menu.) Use these resources in the classroom to enhance lessons for students.

1. On the Lightbox Menu, click . The Follett Collection opens.
2. Click the resource you want to view. It opens in a new window.

For more information on using Follett Collections, see [collectionshelp.follettsoftware.com](http://collectionshelp.follettsoftware.com).



The screenshot shows the Follett Collections interface. On the left, there is a sidebar with a red header 'Follett Collection' and 'Lightbox-My Five Senses-Sight'. Below this, there are filters for 'Grades' (K, 1st, 2nd) and 'Subjects' (Science). The main content area is titled 'Filter | Showing 4 of 4 items' and displays a list of resources. The first resource is 'The Five Senses - Lesson 2: Sight' with a lesson plan link. The second resource is 'The Blind Spot' with an activity link. The third resource is 'Sight (Vision)' with an activity link. The fourth resource is 'Curious George: Five Senses Lesson Plan' with a lesson plan link. The interface also includes a 'Log In' button in the top right corner.